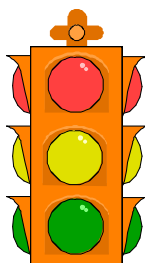


Shape activity

At home, or when you are out, look at the surface of shapes.

- ◆ Ask your child – what shape is this plate, this mirror, the bath mat, the tea towel, the window, the door, the red traffic light, and so on.
- ◆ Choose a shape for the week, e.g. a square. How many of these shapes can your child spot during the week, at home and when you are out?

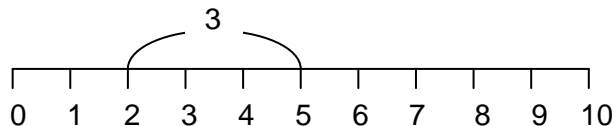


Dice game

You need a 1–6 dice, paper and pencil.

- ◆ Take turns.
- ◆ Choose a number between 1 and 10 and write it down.
- ◆ Throw the dice and say the dice number.
- ◆ Work out the difference between the chosen number and the dice number, e.g. if you wrote down a 2 and the dice shows 5, the difference is 3.

You could also draw a number line to help your child to see the difference between the two numbers.



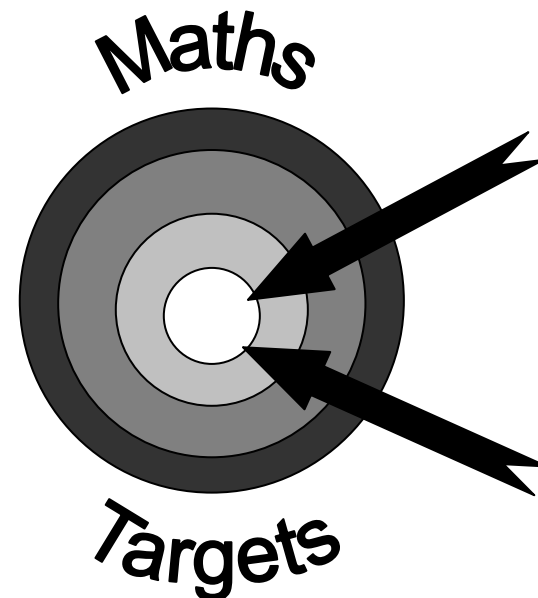
How old?

Start with your child's age. Ask your child:

- How old will you be when you are 1 year older?
- How old were you last year?
- How old will you be 10 years from now?

and so on.

Targets for pupils in Year 1



A booklet for parents

Help your child with mathematics


Targets – Year 1

As a whole school we are focusing on reading scales.

The targets for children in Year 1 are:

1. I can count and order numbers to 20.
2. I can count in steps of 2 up to 20.
3. I can count in steps of 5 up to 30 and see this

Here a provide



-
-
-
-
-

Examples of questions that could be asked at home:

- What number did I miss out?
- Write the numbers in order: 7, 10, 3
- How many 2s to reach 12?
- How many 5s to reach 25?
- How many 5s to make 30 fingers?

How

Fun activities to do at home

Secret numbers

0123456789

- ◆ Write the numbers 0 to 20 on a sheet of paper.
- ◆ Ask your child secretly to choose a number on the paper. Then ask him / her some questions to find out what the secret number is, e.g.
 - Is it less than 10?
 - Is it between 10 and 20?
 - Does it have a 5 in it?He / she may answer only yes or no.
- ◆ Once you have guessed the number, it is your turn to choose a number. Your child asks the questions.

For an easier game, use numbers up to 10. For a harder game, use only 5 questions, or use bigger numbers.